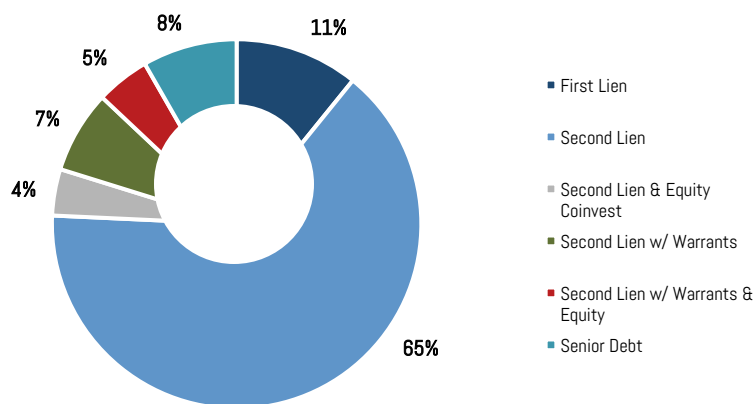
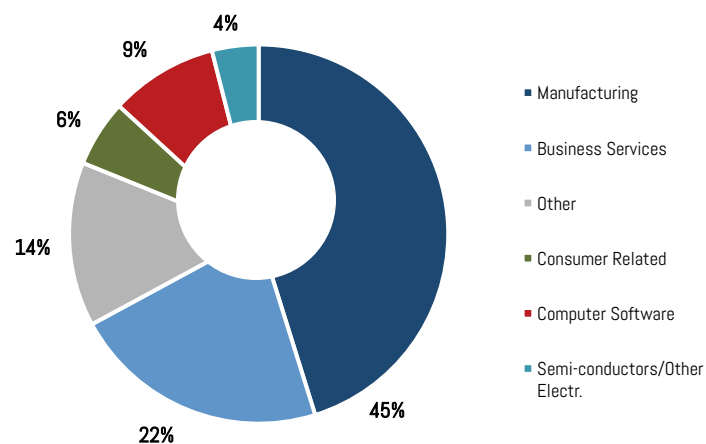


YIELDING PORTFOLIO SNAPSHOT

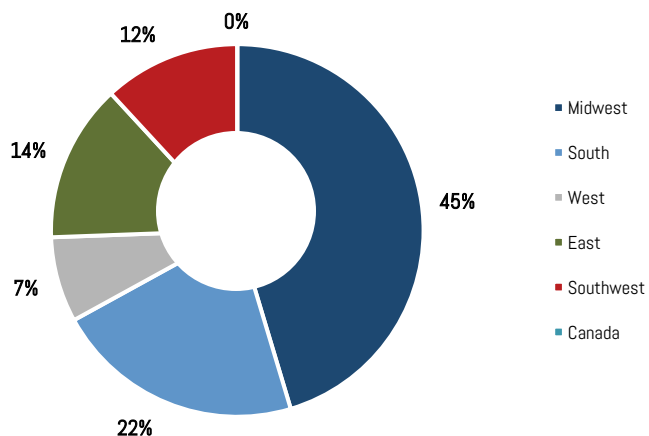
Investment by Security Type*



Investment by Industry*



Investment by Region*



MVC Lending Team Deal Statistics	@MVC (2014-2018 YTD)
Capital Deployed	\$138,434,800
# Investments	19
Ave Investment Size	\$7,286,042
Ave Life (Fully Repaid)	540 Days (1.5 Years)
MOIC (Fully Repaid)	1.30X
Realized Loss Rate	0.00%

*Covers \$1384 million in capital deployed (i.e. the yielding portion) as of August 31, 2018